

370 SERIES French Slider

**Atlantech**  
PATIO SYSTEMS™



The wide panels of the 370 Series give you the look of a French door and the practicality of a slider. Thermally welded frame and panels in maintenance-free, all PVC construction provide excellent quality and performance.

- Welded PVC Frame
- Mechanically Assembled PVC Panels
- Structural transoms and sidelites minimize air & water infiltration
- Sizes up to 16' wide x 8' height
- Available with or without integrated blinds
- 20 Year Limited Warranty on Low-E glass and unpainted PVC extrusions; 10 Year Limited Warranty on integrated blinds

### *Integrated blinds*

#### **Why choose a Raise/Lower Low-E Blind?**

##### **Maintenance-free**

Always clean; no dusting required.

##### **Safety**

Safe for children. Fully integrated slats between the glass.

##### **Functionality**

The height of the blind and the angle of the slats are adjustable to obtain the desired level of privacy.

Drapes, furniture and floor coverings are protected from the sun's ultraviolet rays.

*Integrated blind is made in North America.*

### *Grid options*



1 3/4" dividers  
optional 1x3 or 1x4



3 x 1 hanging grids



3 x 5 contour  
(perimeter)



3 x 5 grids

# Features

The 4-1/2" Top Rail and Side Stiles with a 6-1/2" Bottom Rail gives you the look of a true French Door with the practicality of a slider

4-5/8" - 3-1/4" behind nail fin  
 nail fin  
 steel reinforcement in vertical stiles  
 Standard *Prestige* handle with double-point locking mechanism  
 White or Desert Sand Finish  
 Low-E sealed unit with Edgetech Super Spacer®  
 OPTIONAL 'four in one' exclusive welded PVC brickmould with anodized aluminum sill extension  
 tandem bearings with frontal adjustment  
 anodized aluminum sill cover  
 anodized aluminum screen rail  
 Optional renovation brickmould

Performance Grade: R50;  
 Structure Rating: PG-50  
 Certified under Harmonized Standards: AAMA/WDMA/CSA101/1.S.2/A440-08

One Lite LowE & Argon	0.30 U-VALUE	0.18 SHGC
Integrated Blinds	0.37 U-VALUE	0.43 SHGC


Doors with integrated blinds do not meet energy star rating.

# Options

- Four points locking mechanism (see detail)
- Robust security bar with adjustable tip
- Ultra-resistant screen
- Key-lock
- Foot lock


## FOUR POINTS LOCKING MECHANISM

For greater security, opt for our four points locking system with keyed handle. Available finishes: Brushed Chrome, Brass, or Oil Rubbed Bronze



## OPTIONAL SIGNATURE HANDLE FINISH OPTIONS

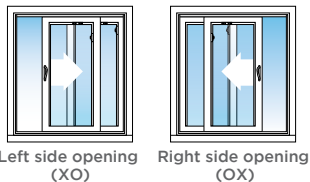
Enhance the look of your door. Our decorative handle comes in 5 finishes:



## CUSTOM SIZES AND A WIDE VARIETY OF TOPLITE AND SIDELITE CONFIGURATIONS ARE AVAILABLE

AS VIEWED FROM OUTSIDE; O=FIXED PANEL, X=SLIDING PANEL

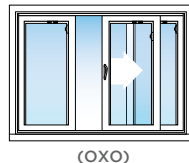
### 2 PANEL



#### Dimensions

	6'8"	8'0"
5'	59 3/8" x 79 1/2" or 95 1/2"	
6'	71 3/8" x 79 1/2" or 95 1/2"	
8'	95 3/8" x 79 1/2" or 95 1/2"	

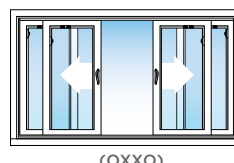
### 3 PANEL



#### OXO, XOO, OOX Dimensions

	6'8"	8'0"
9'	107 1/2" x 79 1/2" or 95 1/2"	
12'	143 1/2" x 79 1/2" or 95 1/2"	

### 4 PANEL



#### Dimensions

	6'8"	8'0"
10'	116 3/4" x 79 1/2" or 95 1/2"	
12'	140 3/4" x 79 1/2" or 95 1/2"	
16'	188 13/16" x 79 1/2" or 95 1/2"	

## DOOR FINISH OPTIONS

Patio doors stocked in White. Optional finish colors (interior and/or exterior):



Custom colors also available. See sales rep for more info.

## LIMITED WARRANTY

- 20 year limited warranty on unpainted PVC and white aluminum extrusions and Low-E glass unit
- 10 year limited warranty on integrated blinds
- Warranty certificate available upon request





The high performance frame of the 100 Series features an innovative insulating air barrier technology that reduces heating and cooling loads on HVAC systems, providing long term energy efficiency and utility savings.

**Features:**

- Frame Depth: 4-1/4"
- Insulating Glass Unit Depth: 1"
- Large Glass Area with 2-1/4" Stiles and Rails
- Double Strength Tempered Glass Panes with Soft Coat Low-E & Argon
- Adjustable Steel Tandem Rollers
- Double Weatherstripping
- Fully Interlocked Meeting Rails
- High Ratio of Glass-to-Frame Area
- Fibermesh Locking Screen

**Options:**

- Integral Nailing Fin
- Between-the-Glass or Exterior Applied Grids
- Custom Colors and Finishes
- Matching Sidelite, Transom and Circle-Top Units

**Thermal Performance:**

**Low-E**  
(Soft Coat)

**0.30**  
U-VALUE

**0.30**  
SHGC

