



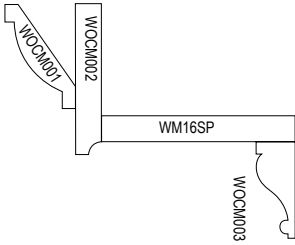



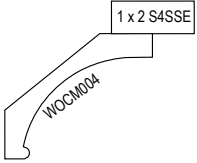



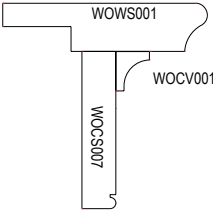
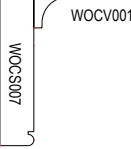
WindsorONE MOULDING COLLECTIONS

The character of a fine home is defined by the design of its mouldings and architectural detail. Windsor Mill provides a comprehensive collection of period mouldings—a modern-day pattern book for architects, designers, builders, remodelers and homeowners. And like the catalogs of the past, this new collection is designed to help you choose the appropriate moulding profiles for your project.

The Classical Colonial Style

	Profile	No.	Size	Available per 100 lin. ft. (only available 16' lengths)
	Chair Rail	WOCH001	1-5/8" x 2-1/4"	X
	Base	WOBM001	1-3/16" x 7-1/4"	X
	Casing	WOCS001	3/4" x 5-1/2"	X
	Back Band	WOBB001	7/8" x 1-3/4"	X
	Crown-1	WOCM001	3/4" x 3-9/16"	X
	Crown-2	WOCM002	3/4" x 4-5/16"	X
	Crown-S4SSE	WM16SP	3/4" x 5-1/2"	X
	Crown-3	WOCM003 <small>(1 x 6S4SSE)</small>	1-5/8" x 4"	X

The Greek Revival Style












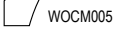
	Profile	No.	Size	Available per 100 lin. ft. (only available 16' lengths)
	Band Mold	WOBB002	3/4" x 3/4"	X
	Casing (& Apron)	WOCS007	3/4" x 3-1/2"	X
	1 x 2 S4SSE	1 x 2 S4SSE*	3/4" x 1-1/2"	X
	Crown	WOCM004	1-1/16" x 4"	X
	Base	WOBM002	3/4" x 5-1/2"	X
	Window Stool	WOWS001	1-1/16" x 4-1/2"	X
	Cove	WOCV001	3/4" x 7/8"	X






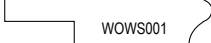


* Full unit orders only on direct ship (1000 BF)



Call office for Special Pricing for displaying stocking dealers.








WindsorONE MOULDING COLLECTIONS











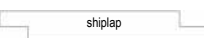

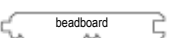
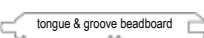
The Classical Craftsmen Style				Available per 100 lin. ft. (only available 16' lengths)
	Profile	No.	Size	
	Picture Mold	WOPM004	3/4" x 1-3/4"	X
	Base Shoe	WOBS001	1/2" x 3/4"	X
	Header Cap	WOHC001	1-5/16" x 2-1/4"	X
	Header-S4SSE	1 x 5 S4SSE*	3/4" x 4-1/2"	X
	Taenia Header-Stop	WOST001	7/16" x 1-1/16"	X
	Base Moulding/Chairrail	WOBM003	3/4" x 7-1/4"	X
	Plinth	WOPB001	1-3/8" x 8"	X (piece)
	Casing	WOCS003	3/4" x 4-1/4"	X
	Window Stool	WOWS002	1-1/16" x 4-1/4"	X
	Apron	WOCS004	3/4" x 3-9/16"	X
	Cove	WOCV001	3/4" x 7/8"	X
	Crown	WOCM005	3/4" x 4-9/16"	X

The Colonial Revival Style				Available per 100 lin. ft. (only available 16' lengths)
	Profile	No.	Size	
	Picture Moulding	WOPM004	3/4" x 1-3/4"	X
	Stop	WOST004	1-7/8" x 1/2"	X
	Base Shoe	WOBS001	1/2" x 3/4"	X
	Base Moulding	WOBM004	3/4" x 7-1/4"	X
	Casing	WOCS005	1-3/16" x 4-3/8"	X
	Window Stool	WOWS001	1-1/16" x 4-1/2"	X
	Apron	WOCS006	3/4" x 3-9/16"	X
	Crown	WOCM006	3/4" x 4-9/16"	X

* Full unit orders only on direct ship (1000 BF)
Call office for Special Pricing for displaying stocking dealers.

WindsorONE MOULDING COLLECTIONS

The Best of WindsorONE Molding and Millwork "5th Collection"				Available per 100 lin. ft. (only available 16' lengths)
	Profile	No.	Size	
	Beaded Casing - 3.5"	WOCS007	3/4" x 3-1/2"	X
	Beaded Casing - 4.25"	WOCS008	3/4" x 4-1/4"	X
	Beaded Casing - 5.25"	WOCS009	3/4" x 5-1/4"	X
	Double Beaded Casing - 3.5"	WOCS010	3/4" x 3-1/2"	X
 WOWC002	Wainscot Cap	WOWC002	1-1/8" x 3"	X
 WOWC003	Wainscot Cap	WOWC003	1-3/8" x 1-3/4"	X
	Federal Panel Mould	WOSP001	7/8" x 1-1/4"	X

WindsorOne Boards				Primed WindsorOne	Clear Pine C & Btr
	Description	Size	Available per 100 lin. ft. (only available 16' lengths)	Available per 100 lin. ft.	
	1 x 2 S4S	3/4 x 1-1/2	X	--	
	1 x 3 S4S	3/4 x 2-1/2	X	--	
	1 x 4 S4S	3/4 x 3-1/2	X	X	
	1 x 5 S4S	3/4 x 4-1/2	X	--	
	1 x 6 S4S	3/4 x 5-1/2	X	X	
	1 x 8 S4S	3/4 x 7-1/4	X	X	
	1 x 10 S4S	3/4 x 9-1/4	X	X	
	1 x 12 S4S	3/4 x 11-1/4	X	X	
	5/4 x 4	1 x 3-1/2	X	X	
	5/4 x 6	1 x 5-1/2	X	X	
 shiplap	1 x 6 WORS		X	--	
 tongue & groove	1 x 6 WOBC6	1 x 5-1/2	X	--	
 beadboard	5/8 x 4 SPBC4	5/8 x 3-5/16	X	--	
 tongue & groove beadboard	1 x 6 SPBC6	23/32 x 5-1/2	X	--	

Call office for Special Pricing for displaying stocking dealers.